

2 Pos. M3 THREADED HOLE, 5 mm DEPTH FOR POST MOUNT ADAPTER

FOR INFORMATION ONLY
NOT FOR MANUFACTURING PURPOSES

AUXILIARY CONNECTOR
14 PIN

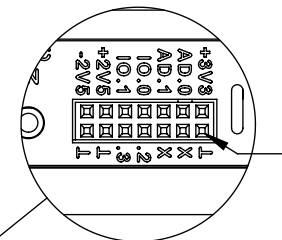
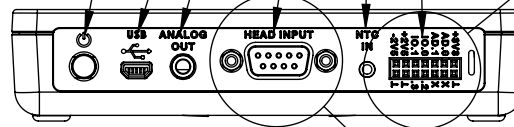
NTC INPUT
(2.5mm, 3 Pos)

OPTICAL HEAD INPUT
(SUBD 9 POS. FEMALE)

ANALOG OUTPUT
0 ... 2V
(3.5mm, 2 POS)

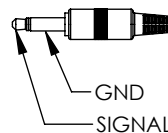
USB DEVICE
MINI USB
REMOTE CONTROL
AND CHARGING

ON/OFF
BUTTON

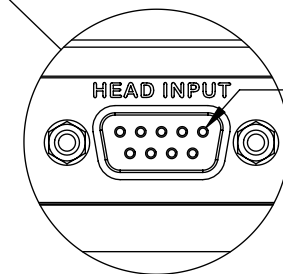
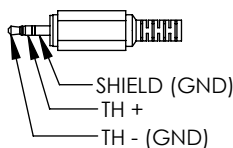


1	GROUND
2	+3.3VDC 0.1A
3	N/C
4	ADC_0 IN (REL-HUMIDITY SENSOR)
5	DO NOT USE (T/RTH MODULE DETECTION)
6	ADC_1 IN (TEMPERATURE SENSOR)
7	GPIO_02
8	GPIO_01
9	GPIO_03
10	GPIO_04
11	GROUND
12	+2.5VDC 0.05A
13	GROUND
14	-2.5VDC 0.05A

ANALOG OUTPUT
(3.5 mm AUDIO CONNECTOR)
ADAPTER TO BNC INCLUDED



NTC THERMISTOR INPUT
TSP-TH COMPATIBLE
(2.5 mm AUDIO CONNECTOR)



1	+5VDC 0.1A
2	DO NOT USE (SENSOR EEPROM)
3	SENSOR GROUND
4	PHOTO-DIODE CURRENT INPUT
5	PYRO-DETECTOR VOLTAGE INPUT
6	GROUND
7	SENSOR DETECTION
8	THERMAL-DETECTOR VOLTAGE INPUT
9	N/C

DRAWING PROJECTION		
	NAME	DATE
DRAWN	GO	05/OCT/16
APPROVAL	MG	05/OCT/16
COPYRIGHT © 2016 BY THORLABS		
VALUES IN PARENTHESIS ARE CALCULATED AND MAY CONTAIN ROUND OFF ERRORS		

THORLABS www.thorlabs.com		
OPTICAL POWER METER CONSOLE		
MATERIAL	N/A	REV A
ITEM #	PM400	APPROX WEIGHT 0.25 kg