

QWCA-112-S WR-112 to SMA

Features:
* Low VSWR

Applications:
* Wireless
* Transmitter
* Laboratory Test
* Radar

Electrical

Frequency: 6.57~9.9GHz
VSWR: 1.2 max.

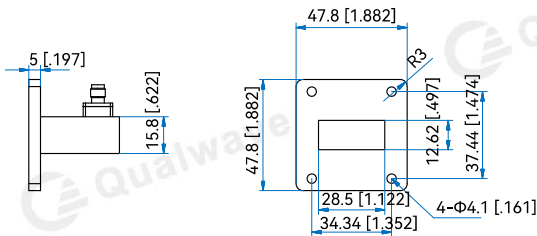
Environmental

Operating Temperature: -70~+165°C

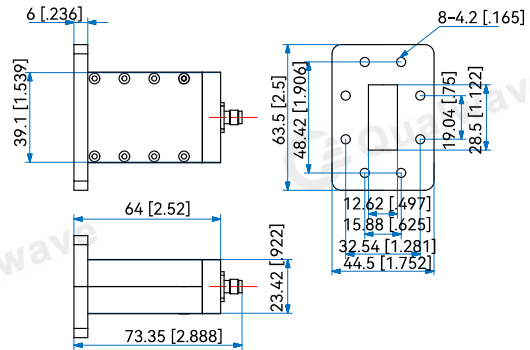
Mechanical

Coax Connectors: SMA
Waveguide Size: WR-112
Flange: FBP84/FDP84/FDM84
Material: Aluminium

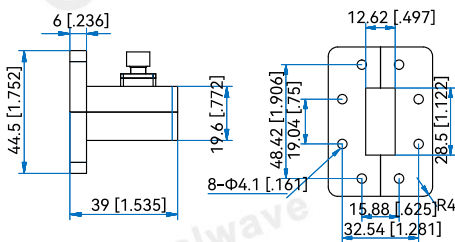
Outline Drawings



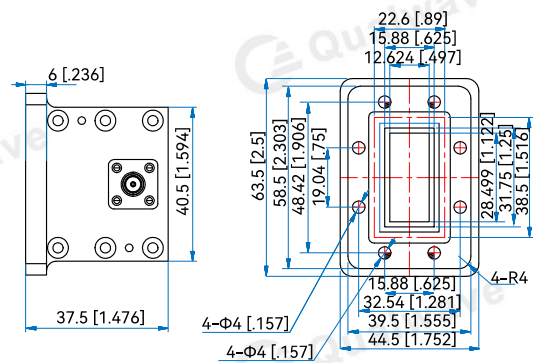
Outline A



Outline B



Outline C



Outline D

Unit: mm [in] Tolerance: ±0.2mm [±0.008in]

How To Order

QWCA-112-X-Y-Z

X : Connector type.

Y : Configuration type.

Z : Flange type if applicable.

Connector naming rules:

S - S Male (Outline A, Outline B, Outline C, Outline D)

SF - S Female (Outline A, Outline B, Outline C, Outline D)

Configuration naming rules:

E - End launch (Outline B)

R - Right angle (Outline A, C, D)

Flange naming rules:

1 - FBP (Outline A)

2 - FDP (Outline B, C)

3 - FBM

4 - FDM (Outline D)

Examples:

To order a waveguide to coax adapter, WR-112 to SMA female, right angle, FDM, specify QWCA-112-SF-R-4.

Customization is available upon request.