

QWCA-D650-S

WRD-650 to SMA

Features:
* Low VSWR

Applications:
* Wireless
* Transmitter
* Laboratory Test
* Radar

Electrical

Frequency:	6~18GHz 6.5~18GHz(Outline B)
VSWR:	1.25 max. 1.3 max.(Outline B)
Insertion loss:	0.5dB max.(Outline B)

Mechanical

Coax Connectors:	SMA
Waveguide Size:	WRD-650
Flange:	FPWRD650
Material:	Aluminium

Environmental

Operating Temperature: -70~+165°C

How To Order

QWCA-D650-X-Y-Z

X : Connector type.

Y : Configuration type.

Z : Flange type if applicable.

Connector naming rules:

S - SMA Male (Outline A, Outline B)

SF - SMA Female (Outline A, Outline B)

Configuration naming rules:

E - End launch (Outline B)

R - Right angle (Outline A)

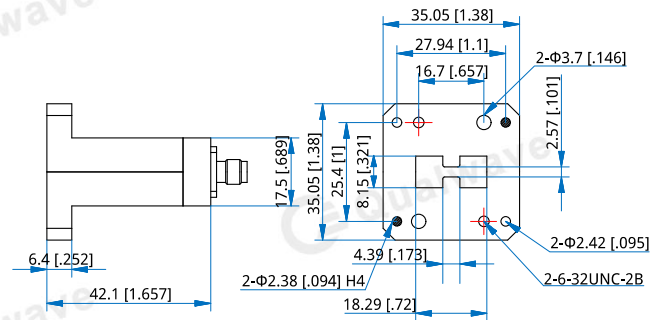
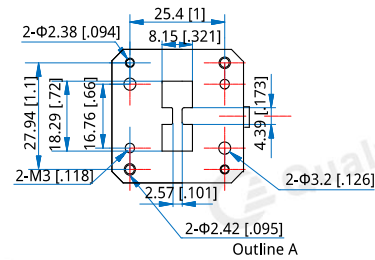
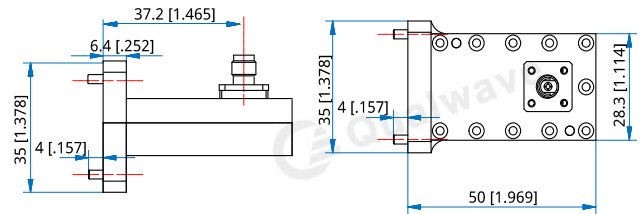
Flange naming rules:

8 - FPWRD

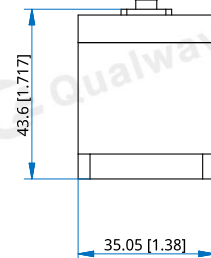
Examples:

To order a waveguide to coax adapter, WR-D650 to SMA female, right angle, FPWRD, specify QWCA-D650-SF-R-8.

Outline Drawings



SMA-Female



Outline B

Unit: mm [in]

Tolerance: ±0.2mm [±0.008in]