



60W Solid State Power Amplifier 8GHz~11GHz



Features

- Wideband Solid-State Power Amplifier
- Gain: 24 dB Typical
- Psat: +48dBm Typical
- Supply Voltage: +36V

Typical Applications

- Military & Defense Applications
- Wireless Infrastructure
- Test and Measurement
- X-band radar

Electrical Specifications, TA = +25°C

Parameter	Min.	Typ.	Max.	Units
Frequency Range	8 – 11			GHz
Gain		24		dB
Gain Flatness		±2		dB
Gain Variation Over Temperature (-45 ~ +85)		±3		dB
Input Return Loss		-14		dB
Output Return Loss		-16		dB
Saturated Output Power (Psat)*		48		dBm
Supply Current (VDC=+36V)		470	7000	mA
Isolation S12		65		dB
Input Max Power (No damage)	Psat – Gain			dBm
Weight (No heatsink)	1285			g
Impedance	50			Ohms
Input / Output Connectors	SMA-Female			
Finish	Nickel Plated			
Material	Aluminum / Copper			
Package Sealing	Epoxy Sealed (Standard)			
	Hermetically Sealed (Optional)			

* P1dB, P3dB and Psat power testing signal: 200µs pulse width with 10% duty cycle.

* For average CW power testing or increased duty cycle, a 5dB back off from Psat is required unless water/oil cooling system is applied.

60W Solid State Power Amplifier 8-11GHz



Absolute Maximum Ratings

Supply Voltage	+40VDC
RF Input Power	Psat – Gain
Storage Temperature(°C)	-50 to +125

Note: Maximum RF input power is set to assure safety of amplifier. Input power may be increased at own risk to achieve full power of amplifier. Please reference gain and power curves.

Biasing Up Procedure

Step 1	Connect input and output with 50 Ohm source/load. (in band VSWR<1.9:1 or >10dB return loss)
Step 2	Connect Ground Pin
Step 3	Connect VDC
Power OFF Procedure	
Step 1	Turn Off VDC
Step 2	Remove RF Connection
Step 3	Remove Ground

Note: The operating temperature for the unit is specified at the package base. It is the user's responsibility to ensure the part is in an environment capable of maintaining the temperature within the specified limits

Environmental Specifications and Test Standards

Parameter	Standard	Description
Operational Temperature	MIL-STD-39016	-45°C~+55°C (Case Temperature)
Storage Temperature		-55°C~+125°C
Thermal Shock		1 Hour@ -45°C → 1 Hour @ +85°C (5 Cycles)
Random Vibration		Acceleration Spectral Density 6 (m/s) Total 92.6 RMS
Electrical & Temperature Burn In		Temperature +85°C for 72 Hours
Shock		1. Weight >20g, 50g half sine wave for 11ms, Speed variation 3.44m/s 2. Weight <=20g, 100g Half sine wave for 6ms, Speed variation 3.75m/s 3. Total 18 times (6 directions, 3 repetitions per direction).
Altitude		Standard: 30,000 Ft (Epoxy Sealed Controlled Environment) Optional: Hermetically Sealed (60,000 ft. 1.0 PSI min)
Hermetically Sealed (Optional)	MIL-STD-883	MIL-STD-883 (For Hermetically Sealed Units)

60W Solid State Power Amplifier 8-11GHz



Ordering Information

Part No.	ECCN	Description
RFLUPA08G11GB	EAR99	8GHz – 11GHz Power Amplifier

Amplifier Use

Ensure that the amplifier input and output ports are safely terminated into a proper 50 ohm load before turning on the power. Never operate the amplifier without a load. A proper 50 ohm load is defined as a load with impedance less than 1.9:1 or return loss larger than 10dB relative to 50 Ohm within the specified operating band width.

Power Supply Requirements

Power supply must be able to provide adequate current for the amplifier. Power supply should be able to provide 1.5 times the typical current or 1.2 times the maximum current (whichever is greater).

In most cases, RF - Lambda amplifiers will withstand severe mismatches without damage. However, operation with poor loads is discouraged. If prolonged operation with poor or unknown loads is expected, an external device such as an isolator or circulator should be used to protect the amplifier.

Ensure that the power is off when connecting or disconnecting the input or output of the amp.

Prevent overdriving the amplifier. Do not exceed the recommended input power level.

Adequate heat-sinking required for RF amplifier modules. Please inquire.

Amplifiers do not contain Thermal protection, Reverse DC polarity or Over voltage protection with the exception of a few models. Please inquire.

Proper electrostatic discharge (ESD) precautions are recommended to avoid performance degradation or loss of functionality.

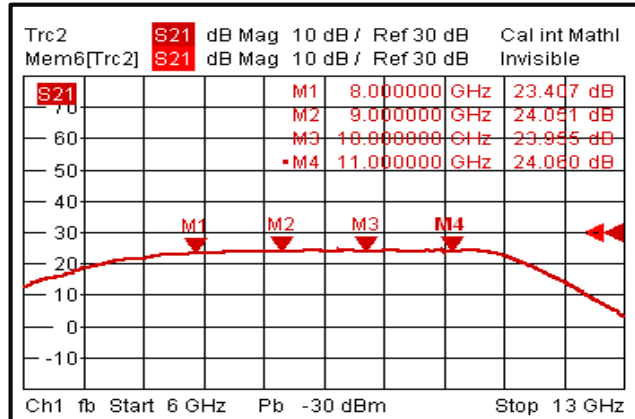
What is not covered with warranty?

Each RF - Lambda amplifier will go through power and temperature stress testing. Since the die, ICs or MMICs are fragile, these are not covered by warranty. Any damage to these will NOT be free to repair.

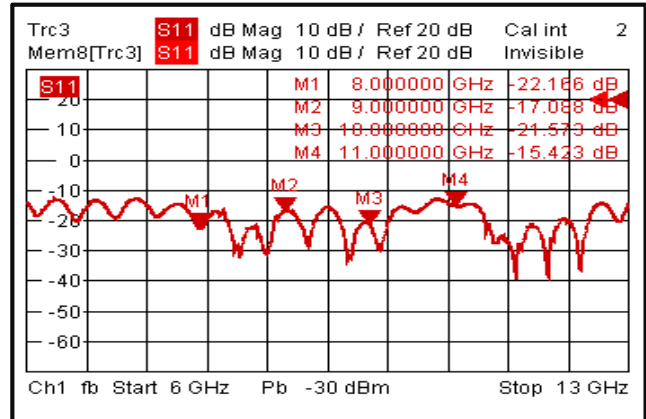


Typical Performance Plots

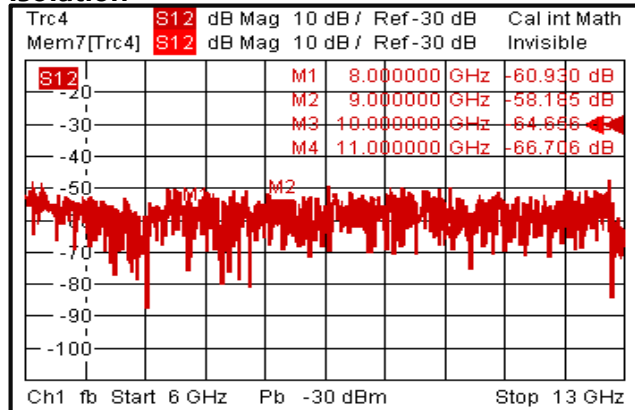
Gain vs. Frequency



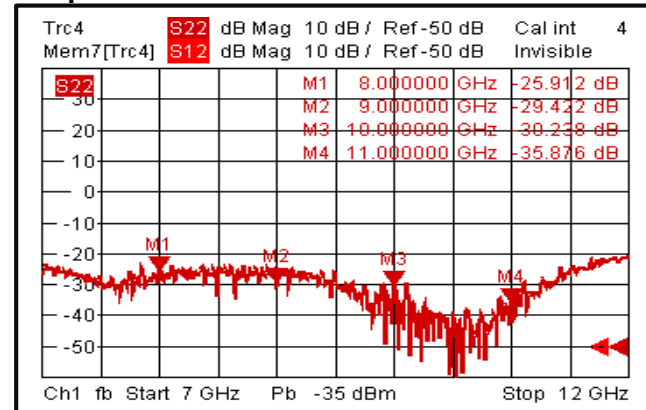
Input Return Loss



Isolation



Output Return Loss

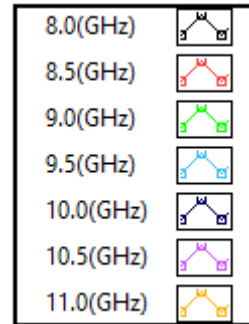
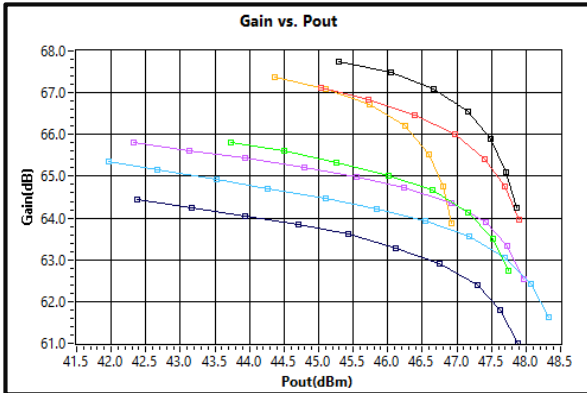


Note: Input/output return loss measurements include attenuators to protect equipment

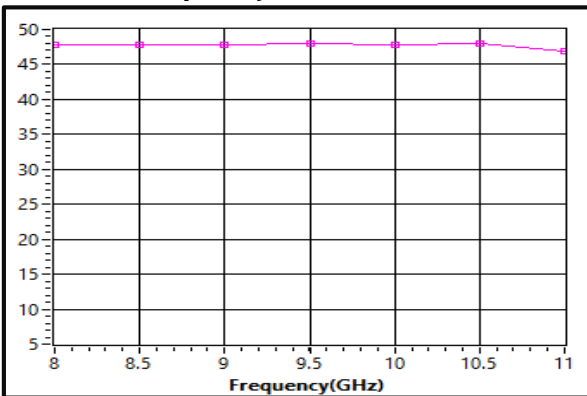
60W Solid State Power Amplifier 8-11GHz



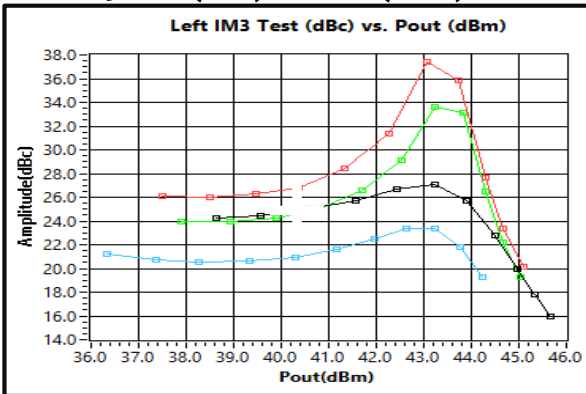
Gain vs. Output Power



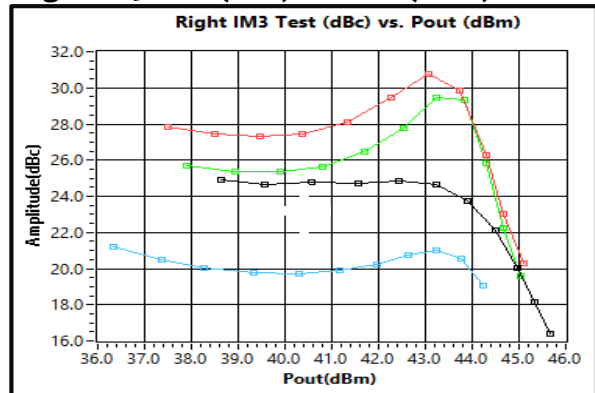
P7dB vs. Frequency



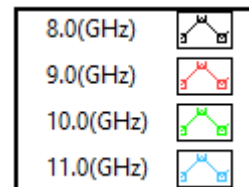
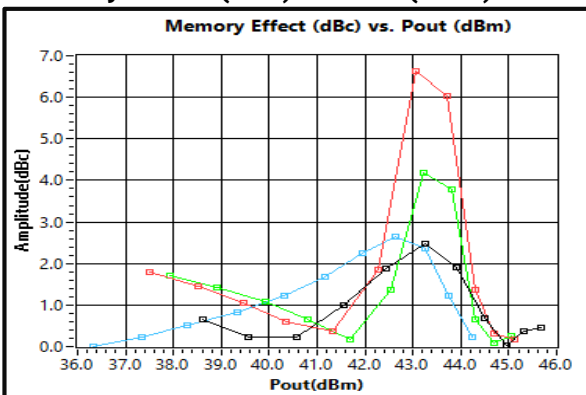
Left IM3 Test (dBc) vs Pout (dBm)



Right IM3 Test (dBc) vs Pout (dBm)



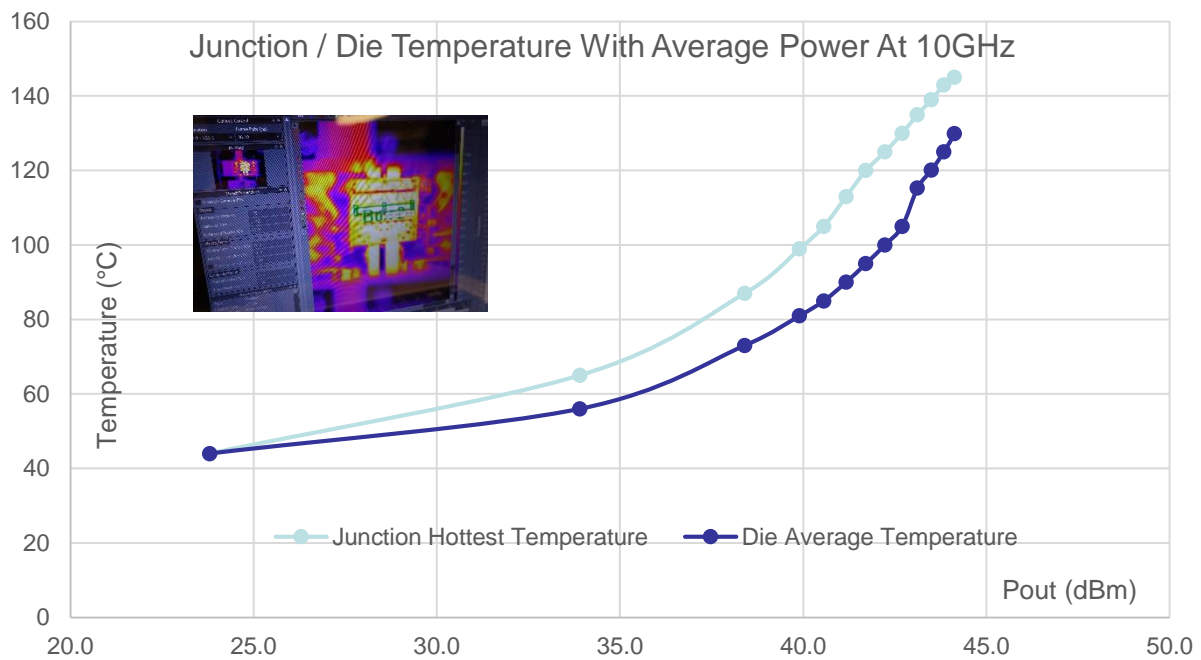
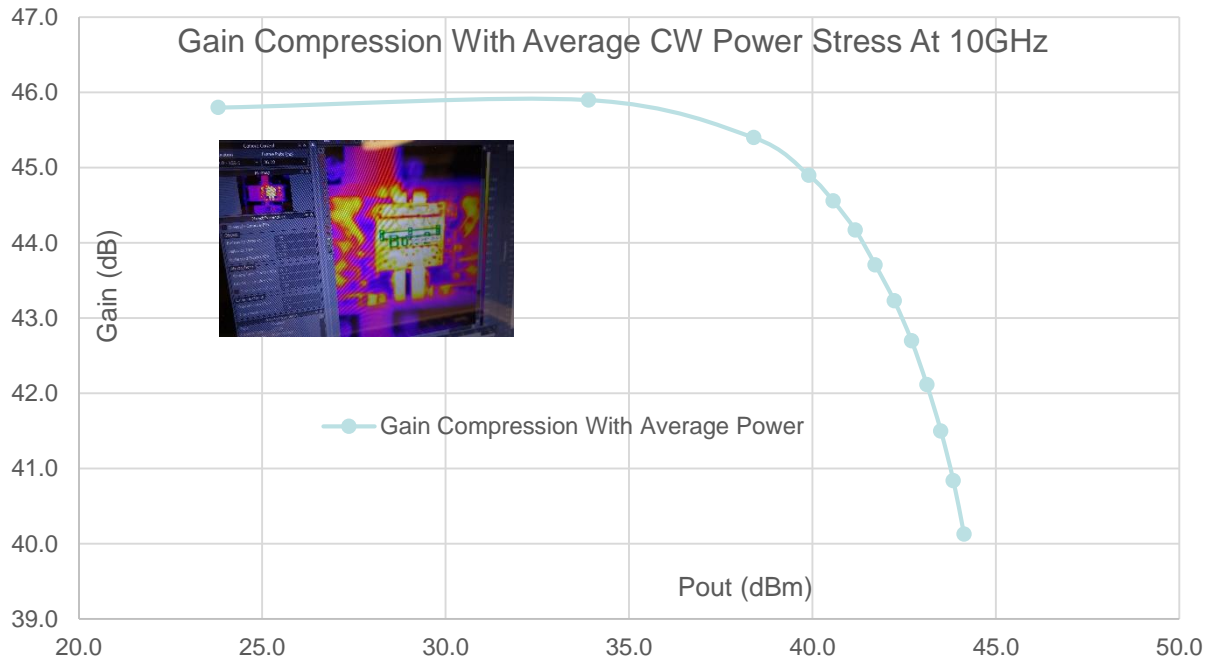
Memory Effect (dBc) vs Pout (dBm)



60W Solid State Power Amplifier 8-11GHz



PA Stress Testing.

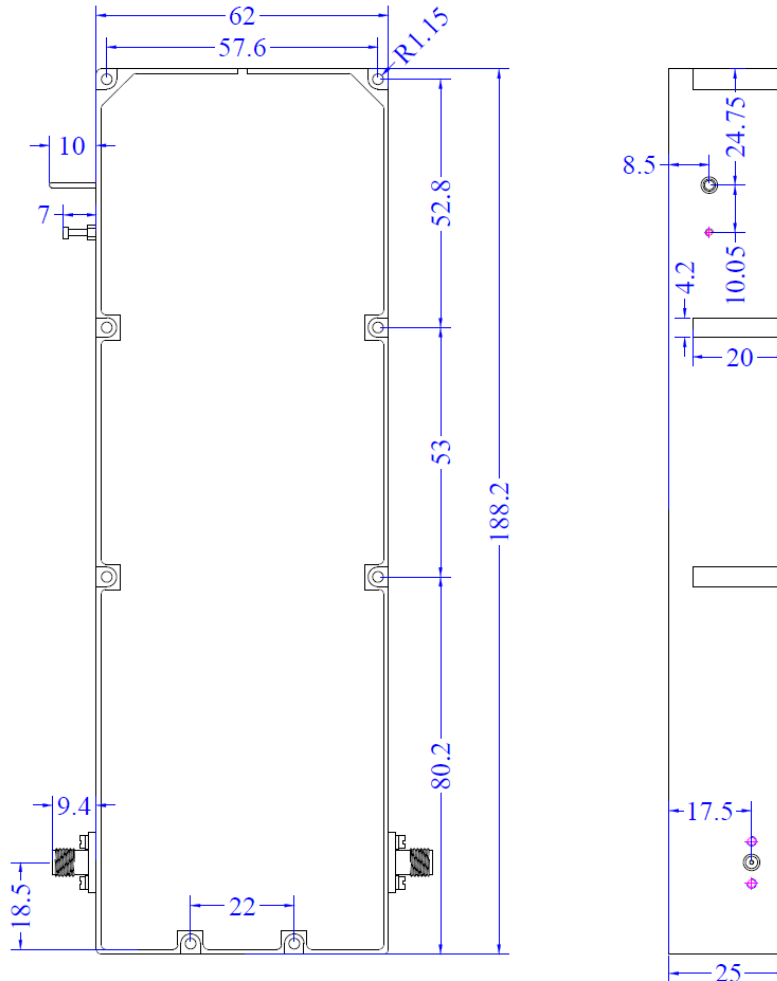


60W Solid State Power Amplifier 8-11GHz



Outline Drawing:

All Dimensions in mm [inches]



Heat Sink required during operation (Sold Separately)



Important Notice

The information contained herein is believed to be reliable. RF-Lambda makes no warranties regarding the information contained herein. RF-Lambda assumes no responsibility or liability whatsoever for any of the information contained herein. RF-Lambda assumes no responsibility or liability whatsoever for the use of the information contained herein. The information contained herein is provided "AS IS, WHERE IS" and with all faults, and the entire risk associated with such information is entirely with the user. All information contained herein is subject to change without notice. Customers should obtain and verify the latest relevant information before placing orders for RF-Lambda products. The information contained herein or any use of such information does not grant, explicitly or implicitly, to any party any patent rights, licenses, or any other intellectual property rights, whether with regard to such information itself or anything described by such information. RF-Lambda products are not warranted or authorized for use as critical components in medical, life-saving, or life sustaining applications, or other applications where a failure would reasonably be expected to cause severe personal injury or death.

60W Solid State Power Amplifier 8-11GHz